

Year 7 Progress check
Graphic design revision

Colour wheel: Revision sheet

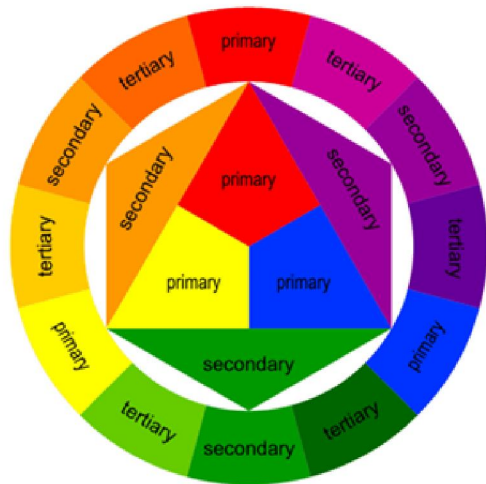
Colour wheel

Primary colours

The 3 primary colours are red, blue and yellow. These are used to create secondary colours by mixing them together in different combinations

Secondary colours

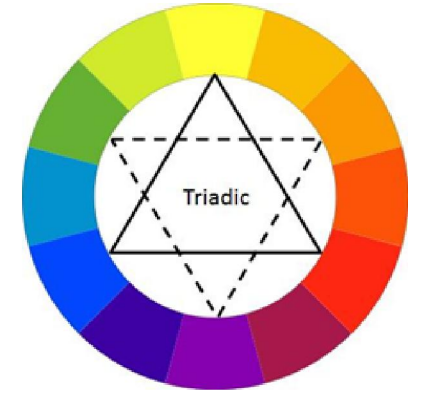
The 3 secondary colours are orange, green, and purple. These can be mixed with primary colours in different ways to create tertiary colours



Colour wheel

Triadic colours

These are colour combinations of 3 grouped together. For example the 3 primary and 3 secondary colours are 'triadic' as they form a triangular shape on the colour wheel, like in the example opposite



Complimentary colours

Are on opposite sides of the colour wheel. Graphic designers use these in combinations to 'compliment there designs.



Tertiary colours

There are 6 tertiary colours. These are created by mixing primary and secondary colours together and are 'variants' of the primary and secondary colours



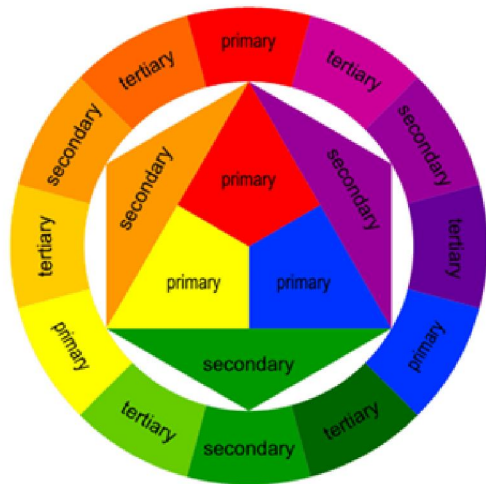
Colour wheel

Fill in all of the blank sections based on the key categories of colour

Colour wheel

Primary colours

Secondary colours

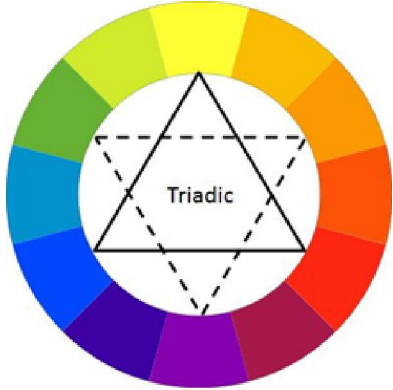


Colour wheel

Triadic colours

Complimentary colours

Tertiary colours



Design challenge

You have been asked to produce a range of design ideas for a new logo for the Design & Technology department at Woodham academy.

Each logo must:

Have the name:
Design & Technology OR D&T

Have a symbol or symbols that clearly link to the subject of Design & Technology

Use this image board to help you prepare at least 4 logo design ideas for your assessment

